



## Student Instructions for downloading Blue Canoe

Blue Canoe® is a mobile phone app that allows you to practice pronunciation. You will get a free Blue Canoe Premium account through your teacher. You need to start with the email address that your teacher provided to Blue Canoe to give you access.

1. On your phone, open your email client and find two emails from Blue Canoe. One has the subject “Let’s get started with Blue Canoe” with good information about how to think about the app.

The image shows a screenshot of an email from Blue Canoe. At the top is the Blue Canoe logo. The email body contains the following text:

Thank you for choosing Blue Canoe®! We are excited to help you improve your spoken English.

Watch this 3-minute [video](#) explaining how it works and a quick overview of the app. Understanding why the exercises you will be doing will help you is an important part of most people's motivation.

**If you haven't already, please set up your Blue Canoe account.** You were sent an email with the subject "Welcome to Blue Canoe!" from [reply@bluecanoelarning.com](mailto:reply@bluecanoelarning.com) that has a link to download the app, and your user name and temporary password. If you have trouble, please email [feedback@bluecanoelarning.com](mailto:feedback@bluecanoelarning.com) for assistance.

**Today's Plan**  
Each day, Today's Plan will make new personalized suggestions for you, guiding you through the various activities in Blue Canoe to help you improve. You can always browse the activities and select alternatives if you wish.

**Success in 10 minutes a day**  
Follow Today's Plan to meet your Daily Goal of 10 minutes each day. Daily practice with Blue Canoe is the best way to succeed—your brain is a muscle, and a little bit every day works the best!

**Download the Dictionary onto your computer**  
Blue Canoe is a mobile app that only works on your phone or tablet. To use the Blue Canoe Dictionary on your computer while you're reading a web page or email, download the Blue Canoe Dictionary extension for your favorite browser: [Chrome](#), [Edge](#) or [Firefox](#).

We look forward to hearing from you at [feedback@bluecanoelarning.com](mailto:feedback@bluecanoelarning.com).

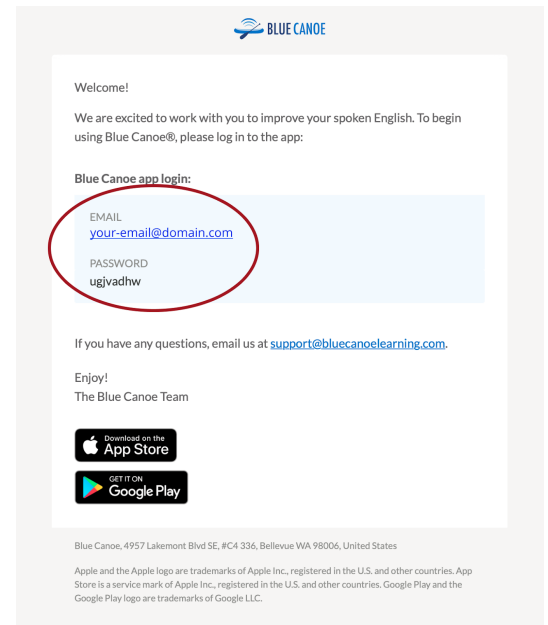
Have fun playing and learning!

Penny Williams  
VP, Customer Operations and Marketing

At the bottom of the email, there are social media icons for Facebook, Twitter, LinkedIn, YouTube, Instagram, and Email. Below the icons is the address: Blue Canoe, 4957 Lakemont Blvd SE, #C4 336, Bellevue, WA 98006, United States. At the very bottom, there are links for "Manage your email preferences" and "Unsubscribe".



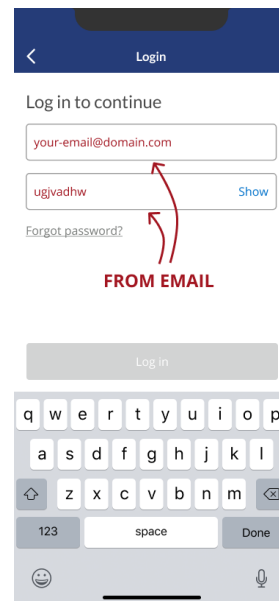
2. The second email has the subject “Welcome to Blue Canoe!” Click to download the app from the iPhone App Store or Google Play store. Here’s an example of what you’ll see.



3. Click “Log in.”

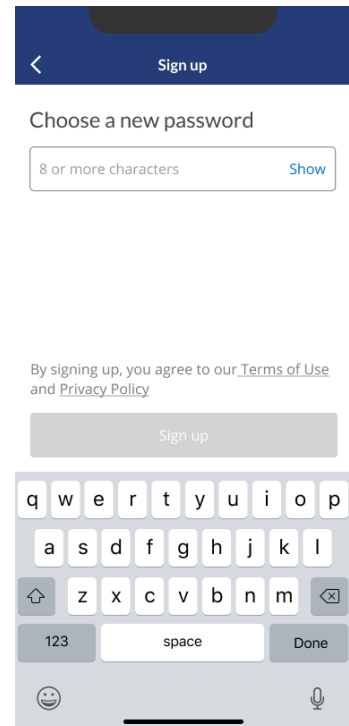


4. Type your email address and the temporary password from the email.





5. Create a password.



6. Choose your native language.





7. Turn on practice reminders if you want them. It would be a good idea to keep them – to remind you that your goal is to complete at least four 10-minute lessons per week.



8. Complete the first two *Lessons!* When the popup reads, “Blue Canoe would like to access the microphone,” click “OK” or “Allow.”

